

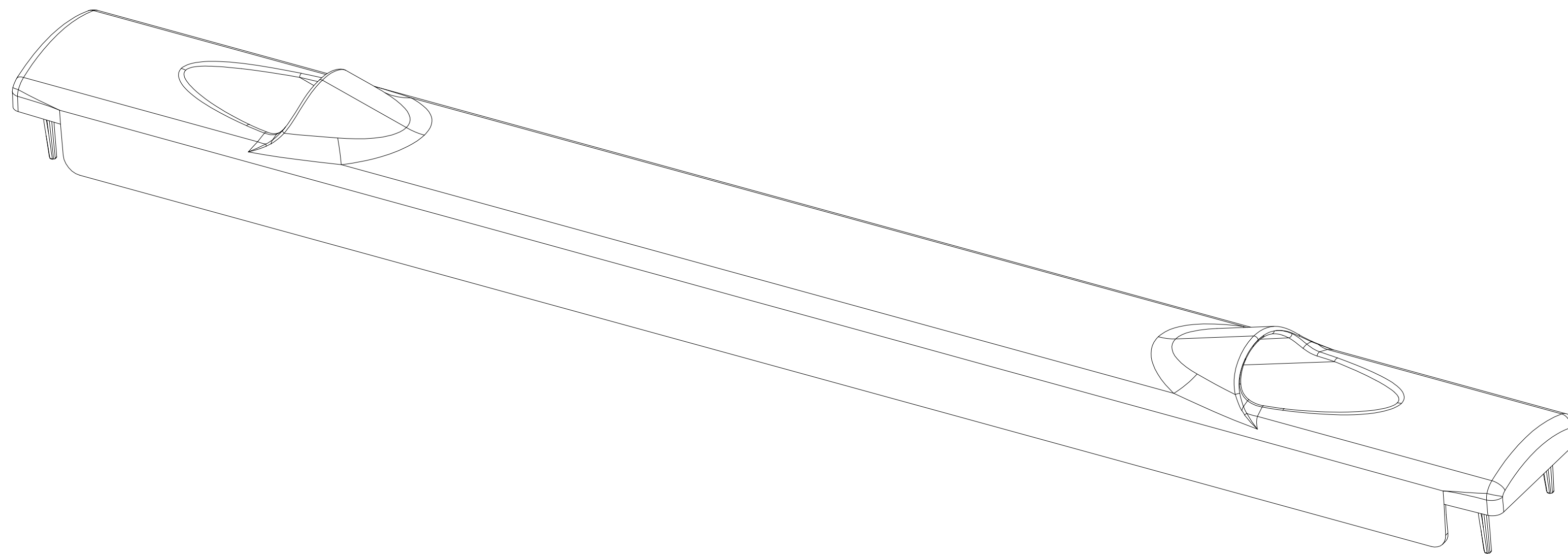


This document is the copyrighted property of Upsite Technologies, Inc. and contains confidential, proprietary information. No information contained in this document may be copied or disclosed to others without authorization from Upsite Technologies, Inc.

NOTES (UNLESS OTHERWISE SPECIFIED):

1. DIMENSIONS ARE IN INCHES.

Part No.	60161	Part Name:	A&E 3D/2D DRAWING, HOTLOK™ 1U BLANKING PANEL - M5/10-32 ROUND	Changed By:	Approved By:	Approved Date:
Revision	Revision Summary					
A	AS RELEASED			ACT	M. GALLEAZZI	09-04-08



UNLESS OTHERWISE SPECIFIED		2							
*DIMENSIONS ARE IN INCHES		1		X		X		X	
*THIRD ANGLE PROJECTION		ITEM		QTY		U/M		PART/MATL NO.	
*TOLERANCES		NAME		DATE		PART/MATL NAME/DESCRIPTION			
XX ± .020		ACT		09-04-08		A&E 3D/2D DRAWING,		UPSITE TECHNOLOGIES, INC.	
XXX ± .010		DRAWN BY:		09-04-08		HOTLOK™ 1U BLANKING		2904 Rodeo Park Drive East	
XXX ± .005		M. GALLEAZZI		09-04-08		PANEL - M5/10-32 ROUND		Santa Fe, New Mexico 87505	
ANGLES ± 1°		ENGINEER/CHECKER		YY-MM-DD		TITLE		United States of America	
ALL UNDIMENSIONED FEATURES PER NOTES		INITIAL, LAST-NAME		LAST REVISION BY:		SCALE NONE		SHEET 1 OF 1	
		*ADHERENCE TO ASME SPEC Y14.5M REVISION 1994 REQUIRED				DRAWING SIZE D		PART NUMBER: 60161	